





Please scan the QR codes below to access a range of digital resources to support your child's learning at home.

Topmarks English	
Topmarks Maths	
1 minute Maths—App	
BBC Bitesize	

Enderby Danemill Primary School

Parent Information Booklet

Autumn 2023

Year 3



	Autumn 1	Autumn 2
Overarching topic	Tribal Tales	Scrumdiddlyumptious
Maths	Number: Place Value within 1000 Addition/ subtraction within 1000. Multiplication and Division	
Writing	Narrative- The Croods Diary Entry Stone Age Boy	Persuasive Letters-  Fair Trade Poetry- Rhyming Couplets Novel as a Theme- Charlie and the Chocolate Factory
Science	Light	Forces and Magnets
History	Stone Age to Iron Age	
RE	Why do Christians learn from the creation story?	How do festivals and family life show what's important to Jewish people?
Computing	Computing systems and net-	Creating media—Animation
Art	Architecture	Creating with Metal
PSHCE	How can we be a good friend?	What keeps us safe?
Music	Pulse - I can sing and play confidently and fluently maintaining a steady pulse.	Voice - I can hear a melody and create a graphic score to represent it. I can sing fluently.





## Top tips for reading at home with your child

Here are some more tips to help you enjoy storytime together



-Ask your child to choose what they'd like to read. They'll feel more interested in the story if they've picked it out themselves. (And don't worry if they keep returning to the same story, either!)

-If you can, turn off the TV, etc. It's easier for both of you to enjoy the story without any other distractions.

-Sit close together. You could encourage your child to hold the book themselves and turn the pages, too.

-Take a look at the pictures. You don't just have to read the words on the page. Maybe there's something funny in the pictures that you can giggle about together!

-Ask questions and talk about the book. Picture books can be a great way to talk through your child's fears and worries, or to help them deal with their emotions. Give them space to talk, and ask how they feel about the situations in the story.

-Have fun! There's no right or wrong way to share a story – as long as you and your child are having fun. Don't be afraid to act out situations or use funny voices... your little ones will love it

### Here are some ideas to encourage a love of reading as your child gets older

-Read yourself! It doesn't matter what it is – pick up a newspaper or magazine, take a look at a cookery book, read a computer manual, enjoy some poetry or dive into a romance or detective novel. And get your children to join in – if you're cooking, could they read the recipe? If you're watching TV, can they read out the listings?

-Give books as presents. And encourage your children and their friends to swap books with each other – it'll give them a chance to read new stories, and get them all talking about what they're reading.

-Visit the local library together. It's always fun choosing new books to read, and keep an eye out for special author events at the library or local bookshops – children love meeting their favourite authors. Jacqueline Wilson and Anthony Horowitz always have signing queues that are miles long!

-Encourage children to carry a book at all times. That way, they'll never be bored (this is something you can do, too!)

## Maths Learning Support

These are the times tables your child needs to know by the end of year 4.  
This term we are focusing on 2, 4, 5 and 10.

1x table	2x table	3x table	4x table	5x table	6x table
0 x 1 = 0	0 x 2 = 0	0 x 3 = 0	0 x 4 = 0	0 x 5 = 0	0 x 6 = 0
1 x 1 = 1	1 x 2 = 2	1 x 3 = 3	1 x 4 = 4	1 x 5 = 5	1 x 6 = 6
2 x 1 = 2	2 x 2 = 4	2 x 3 = 6	2 x 4 = 8	2 x 5 = 10	2 x 6 = 12
3 x 1 = 3	3 x 2 = 6	3 x 3 = 9	3 x 4 = 12	3 x 5 = 15	3 x 6 = 18
4 x 1 = 4	4 x 2 = 8	4 x 3 = 12	4 x 4 = 16	4 x 5 = 20	4 x 6 = 24
5 x 1 = 5	5 x 2 = 10	5 x 3 = 15	5 x 4 = 20	5 x 5 = 25	5 x 6 = 30
6 x 1 = 6	6 x 2 = 12	6 x 3 = 18	6 x 4 = 24	6 x 5 = 30	6 x 6 = 36
7 x 1 = 7	7 x 2 = 14	7 x 3 = 21	7 x 4 = 28	7 x 5 = 35	7 x 6 = 42
8 x 1 = 8	8 x 2 = 16	8 x 3 = 24	8 x 4 = 32	8 x 5 = 40	8 x 6 = 48
9 x 1 = 9	9 x 2 = 18	9 x 3 = 27	9 x 4 = 36	9 x 5 = 45	9 x 6 = 54
10 x 1 = 10	10 x 2 = 20	10 x 3 = 30	10 x 4 = 40	10 x 5 = 50	10 x 6 = 60
11 x 1 = 11	11 x 2 = 22	11 x 3 = 33	11 x 4 = 44	11 x 5 = 55	11 x 6 = 66
12 x 1 = 12	12 x 2 = 24	12 x 3 = 36	12 x 4 = 48	12 x 5 = 60	12 x 6 = 72
7x table	8x table	9x table	10x table	11x table	12x table
0 x 7 = 0	0 x 8 = 0	0 x 9 = 0	0 x 10 = 0	0 x 11 = 0	0 x 12 = 0
1 x 7 = 7	1 x 8 = 8	1 x 9 = 9	1 x 10 = 10	1 x 11 = 11	1 x 12 = 12
2 x 7 = 14	2 x 8 = 16	2 x 9 = 18	2 x 10 = 20	2 x 11 = 22	2 x 12 = 24
3 x 7 = 21	3 x 8 = 24	3 x 9 = 27	3 x 10 = 30	3 x 11 = 33	3 x 12 = 36
4 x 7 = 28	4 x 8 = 32	4 x 9 = 36	4 x 10 = 40	4 x 11 = 44	4 x 12 = 48
5 x 7 = 35	5 x 8 = 40	5 x 9 = 45	5 x 10 = 50	5 x 11 = 55	5 x 12 = 60
6 x 7 = 42	6 x 8 = 48	6 x 9 = 54	6 x 10 = 60	6 x 11 = 66	6 x 12 = 72
7 x 7 = 49	7 x 8 = 56	7 x 9 = 63	7 x 10 = 70	7 x 11 = 77	7 x 12 = 84
8 x 7 = 56	8 x 8 = 64	8 x 9 = 72	8 x 10 = 80	8 x 11 = 88	8 x 12 = 96
9 x 7 = 63	9 x 8 = 72	9 x 9 = 81	9 x 10 = 90	9 x 11 = 99	9 x 12 = 108
10 x 7 = 70	10 x 8 = 80	10 x 9 = 90	10 x 10 = 100	10 x 11 = 110	10 x 12 = 120
11 x 7 = 77	11 x 8 = 88	11 x 9 = 99	11 x 10 = 110	11 x 11 = 121	11 x 12 = 132
12 x 7 = 84	12 x 8 = 96	12 x 9 = 108	12 x 10 = 120	12 x 11 = 132	12 x 12 = 144

## English

These are the common exception words your child will need to know by the end of year 3.  
We will have two words we are focusing on each week with our spellings.

### Year 3 Common Exception Words

accidentally	actual	address
appear	arrive	believe
build	busy	business
decide	describe	different
disappear	eight	eighth
extreme	favourite	February
guide	height	interest
library	occasion	occasionally
opposite	ordinary	position
pressure	probably	reign
separate	suppose	surprise
weight		